

## Plastic Overflow Pipe and Fittings







## SECTION










4

материал с сайта: [www.san-detal.ru](http://www.san-detal.ru)










## 3/4" Overflow Pipe, Pushfit and Universal Fittings

	Code
	<b>HDPE White Overflow Pipe</b> 3m lengths
	<b>R-3M</b>
	<b>Straight Connectors</b>
	Pushfit <b>R1</b>
	Universal <b>R1M</b>
	<b>90° Bends</b>
	Pushfit <b>R2</b>
	Universal <b>R2M</b>
	<b>135° Bends</b>
	Pushfit <b>R2A</b>
	Universal <b>R2AM</b>
	<b>Tees</b>
	Pushfit <b>R3</b>
	Universal <b>R3M</b>
	<b>Straight Tank Connectors</b>
	Pushfit <b>R4</b>
	Universal <b>R4M</b>


	Code
	<b>Bent Tank Connectors</b>
	Pushfit <b>R5</b>
	Universal <b>R5M</b>
	<b>Bent Tank Connector 3/4" BSP threaded outlet</b>
	<b>FTC1AWH</b>
	<b>Straight Female Coupling with fixed nut</b>
	<b>R6</b>
	<b>Straight Female Coupling with loose nut</b>
	<b>R6A</b>
	<b>Straight Female Coupling with fixed nut for converting male BSP outlets to Pushfit Fittings</b>
	<b>R7</b>
	<b>90° Female Coupling with loose nut</b>
	<b>R8A</b>
	<b>ABS Adaptor to convert 19mm connections up to 23mm OD pipe</b>
	<b>R13</b>
	<b>Reducer in ABS 1 1/4" Plain Tail to BS EN 1329-1:2000 x 19/23mm Universal Connection</b>
	<b>R16</b>
	<b>Reducer in ABS 1 1/2" Plain Tail to BS EN 1329-1:2000 x 19/23mm Universal Connection</b>
	<b>R17</b>




	1 1/4" Code	1 1/2" Code
	<b>LDPE White Pipe</b> 6m lengths for cold water usage only	
	<b>LD1-6M</b>	<b>LD2-6M</b>
	<b>HDPE White Pipe</b> 3m lengths	
	<b>HD1-3M</b>	<b>HD2-3M</b>
	<b>Pipe Clip</b>	
	<b>S30</b>	<b>T30</b>
	<b>90° Bend</b>	
	<b>S4A</b>	<b>T4A</b>
	<b>90° Knuckle Bend</b>	
	<b>S4E</b>	<b>T4E</b>
	<b>90° Bend x BSP coupling nut</b>	
	<b>S5</b>	<b>T5</b>
	<b>Straight Connector</b>	
	<b>S18</b>	<b>T18</b>
	<b>Tee</b>	
	<b>V8</b>	<b>V1</b>

	1 1/4" Code	1 1/2" Code
	<b>Adaptor</b>	
	<b>S7</b>	<b>T7</b>
	<b>BSP Screwed Adaptor</b>	
	<b>S9</b>	<b>T9</b>

### Standing Waste Backnut Model

	All Standing Wastes are supplied with Backnut and Washers	
	<b>Standard length of Stand Pipe</b> 18"	
	When ordering state: (1) Code (2) Height required if not 18"	
	1 1/4" x 70mm Flange x 3 1/2" Tail Code	<b>SWL-18</b>
	1 1/2" x 70mm Flange x 3 1/2" Tail Code	<b>TWL-18</b>
	1 1/4" x 70mm Flange x 1 1/2" Tail Code	<b>SWS-18</b>
	1 1/2" x 70mm Flange x 1 1/2" Tail Code	<b>TWS-18</b>

### Tank Overflow

	<b>Unslotted Waste without Grid</b>	
	1 1/4" x 70mm Flange x 3 1/2" Tail Code	<b>W10</b>
	1 1/2" x 70mm Flange x 3 1/2" Tail Code	<b>W20</b>
	1 1/4" x 70mm Flange x 1 1/2" Tail Code	<b>W11</b>
	1 1/2" x 70mm Flange x 1 1/2" Tail Code	<b>W21</b>

# Water Storage Cistern Fittings (Ex Bye-law 30 Fittings)



$\frac{3}{4}$ " Code	1" Code	1 $\frac{1}{4}$ " Code	1 $\frac{1}{2}$ " Code	2" Code
-------------------------	------------	---------------------------	---------------------------	------------

**Complete Screened Tank Overflow Connector** with quick release Filter - Standard model

<b>R30</b>	<b>H28</b>	<b>R40</b>	<b>R45</b>	-
------------	------------	------------	------------	---



**Complete Screened Tank Overflow Connector** with quick release Filter - Extended model

<b>R30E</b>	-	<b>R40E</b>	<b>R45E</b>	-
-------------	---	-------------	-------------	---



**Screened Tank Breather**

<b>R31</b>	-	<b>SWLFBR</b>	<b>TWLFBR</b>	<b>ZWLFBR</b>
------------	---	---------------	---------------	---------------



**Screened Breather/Filter** with compression joint to pipe

<b>R32</b>	-	-	-	-
------------	---	---	---	---



**Tank Lid Adaptor** for expansion pipe

<b>R33</b>	-	-	-	-
------------	---	---	---	---



**2 Way Expansion Pipe Adaptor**

<b>R34</b>	-	-	-	-
------------	---	---	---	---



**Tank Connector**

<b>R4M</b>	<b>H11M</b>	<b>S11M</b>	<b>T11M</b>	<b>Z11M</b>
------------	-------------	-------------	-------------	-------------



3/4"  
Code

1"  
Code

1 1/4"  
Code

1 1/2"  
Code

2"  
Code

**Complete 3/4" BL30 Kit** comprising R30, R31, R33

**BL30-3/4**

-

-

-

-



**Screened Breather/Filter/Frost Cover** with compression joint to pipe

-

-

**SWLFCV**

**TWLFCV**

-



**In-Line Screened/Filter Pipe Coupling**

**RWILF**

**HWILF**

**SWILF**

**TWILF**

**ZWILF**



**Frost Protection Dip Tube Bend**

Connect pipe to provide length of Dip Tube required

-

-

**S5**

**T5**

**Z5M**



**90° Multifit x Plain End**

-

-

**MS4L**

**MT4L**

**MZ4L**



**90° Multifit Bend**

-

-

**MS4**

**MT4**

**MZ4**



# Tun Dishes and Non-Return Valves

## Tun Dishes



**Tun Dish** with 3/4" Pushfit Outlet

Code

**TUN-1**



**Tun Dish** with 19/23mm Universal Outlet

**TUN-2**



**One Piece Tun Dish** with 19/23mm Universal Outlet

**TUN-3**

Chrome Plated

**TUN-3CP**



**One Piece Tun Dish** with 19/23mm Universal Outlet

**TUN-4**

Chrome Plated

**TUN-4CP**



**One Piece Tun Dish** with 19/23mm Universal Inlet x 1 1/4" Universal Outlet

**TUN-6**

## Non-Return Valves for WC Overflow



**Tunvalve (Clear)** with 3/4" female thread for connection to WC overflow outlet x 19/23mm Universal Outlet

**TUNVALVE**



**Tunvalve Straight Through (Clear)** with 19/23mm Universal Connections

**TUN5-CL**

## Non-Return Valves



**Non-Return Valve** with 19/23mm Universal Connections

**R28-NRV**



**90° Elbow with integral Non-Return Valve** Plain Tail Inlet x 19/23mm Universal Outlet

**R29-NRV**

## In-Line Non-Return Valves



**Convolve Non-Return Valve** with 1 1/4" Universal Connections to take pressure-relief discharge from pressurised hot water cylinders

**CONVALVE-125**




**Convolve Non-Return Valve** 1 1/4" Plain Tail x 1 1/4" Universal Outlet to take pressure-relief discharge from pressurised hot water cylinders

**CONVALVE-125P**

WC Overflow Kits with Tun Dish -  
Overflow into Flush Pipe

■ Before installation relaxation of Bye-law 84 is required by Local Water Authority



**WC Overflow Kit** comprises TUN-2, V33T, 90° Pushfit Elbow and two ¾" x 12" lengths of overflow pipe

■ Not suitable for use with high level cisterns


TUNKIT-1

**WC Overflow Kit** comprises TUN-3, V33T, 90° Pushfit Elbow and two ¾" x 12" lengths of overflow pipe

■ Not suitable for use with high level cisterns

TUNKIT-3

Tee Pieces



**Tee Piece** 1½" BSP nut x 1½" x 19/23mm Universal Connection

■ Not suitable for use with high level cisterns

V33T



**Tee Piece** with Universal Connection to flush pipe at both ends x 19/23mm Universal Connection

■ Not suitable for use with high level cisterns

V33T-FP



**Tee Piece** 1½" BSP nut x 1½" BSP thread x 19/23mm Universal Connection

■ Not suitable for use with high level cisterns

V33S-22



Overflow into Bath



**WC Overflow Kit** comprises TUN-4, 90° Elbow with integral Non-Return Valve, 1½" Combined Waste and Overflow for bath with 19/23mm Universal Connection for overflow pipe

Code	TUNFLOW1
------	----------



**WC Overflow Kit** comprises TUN-3, 1½" Combined Waste and Overflow for bath with 19/23mm Universal Connection for overflow pipe

Code	TUNFLOW2
------	----------